


human touch[®]
 perfect chair[™]



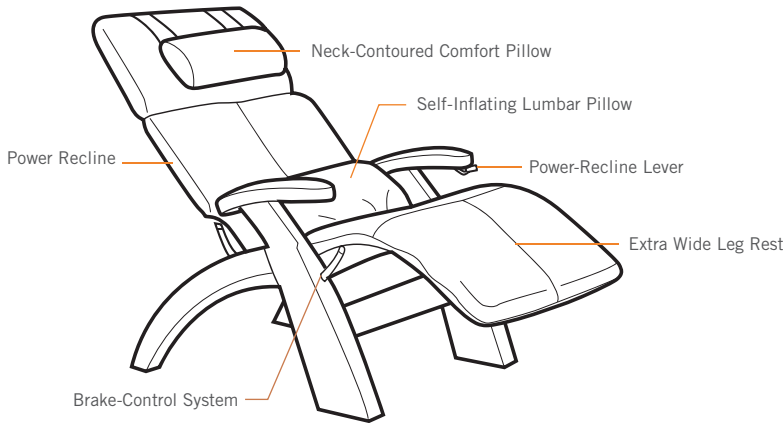
pc 6
**Zero-Gravity
 Recliner**

Perfect is a word that's often overused—but, sometimes it's the perfect description.

The Human Touch[®] Perfect Chair[®] PC-6 artfully blends the best of aesthetics, technology and wellness in a seating experience that transcends the highest standards of comfort. With the simple adjustment of a lever, the easy-glide recline system eases the body into a virtually weightless position, as it elevates the legs above the heart and relieves weight from the spine. This remarkable chair – inspired by the zero-gravity chaise developed by NASA to support astronauts during their ascent into orbit – relieves the soreness, tension and fatigue caused by the earth's constant pulling. And the PC-6's fixed-form seating position ensures maximum ergonomic posture at all recline angles, consistent with physician recommended sitting posture.

Beyond function, the PC-6 fits your sense of design as comfortably as it fits your body. With numerous color combinations of genuine leather, plush SofSuede[™] and solid renewable plantation-grown parawood, this remarkable chair complements even the most sophisticated room décor—perfectly.

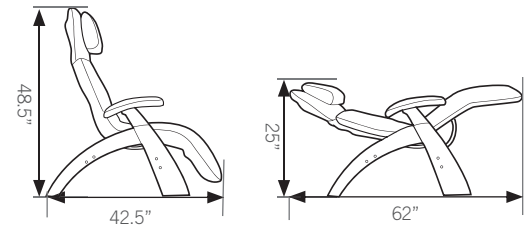
More Features For More Comfort



FEATURES:

- Easy-to-use brake-control system allows precise position control
- Adjustable neck-contoured comfort pillow allows you to customize angle of comfort for your head and neck
- Exclusive guide rail system ensures smooth recline
- Luxurious top-grain or aniline dyed leather upholstery
- Plush velvety SofSuede™

DIMENSIONS



BASE, FINISH

- PC-100-100-002 (Dark Walnut)
- PC-100-100-003 (Maple)
- PC-100-100-004 (Walnut)

PAD SET

- PC-PAD-400-020 (Black - Premium Leather)
- PC-PAD-400-021 (Cognac - Premium Leather)
- PC-PAD-400-007 (Black Leather)
- PC-PAD-400-008 (Chocolate - Leather)
- PC-PAD-400-009 (Green - Leather)
- PC-PAD-400-023 (Ivory - Leather)
- PC-PAD-400-011 (Mocha - Leather)
- PC-PAD-400-014 (Cashew - SofSuede™)
- PC-PAD-400-016 (Sage - SofSuede™)

3-Year Limited Warranty

THE WEIGHT IS OVER

The Perfect Chair is expertly engineered and crafted to defy gravity's adverse effects, placing the body in a position to restore its natural wellness. And incorporating only the finest designer materials and finishes, it's also pretty easy on the eyes.



EASY-GLIDE RECLINE SYSTEM

With the simple adjustment of a lever, quickly and smoothly ease back the Perfect Chair up to position your body in a state of virtual weightlessness for welcomed relief from gravity's adverse affects. Reclines all the way to a 170° position.




SOLID WOOD BASE

Using only 100% renewable, plantation-grown solid parawood, highly trained Human Touch master woodworkers hand-carve and hand-finish the signature balanced curves supporting the Perfect Chair. As one of the strongest woods on earth, the Havea Brasiliensis (rubber tree) ensures durability and beauty for years of use. Choose from 4 attractive finishes.



RUGGED FRAME AND RAILS

The high-tensile-strength steel body frame is powder-coated with a durable and protective surface that ensures a long life free from rust and discoloration. And the graceful, nickel-plated guide rails ensure smooth recline motion.



GENUINE LEATHER

Using only top-grain hides from the U.S., Australia and Italy, adorned with beautiful French triple-stitch patterns, the single-pad-set construction is a seamless blend of opulence, quality and old-world craftsmanship. Select from 8 rich colors.